

Welcome Back!

Welcome back to Autumn Term 2. We hope you have had a restful and fun break. We are looking forward to an exciting yet busy half term ahead. We will be continuing with our Project 'How can we make our mark?'. Look on the next page to see what we've been up to.



P.E. Days / Swimming

Your child will have P.E. through MSR on a Tuesday morning. Please ensure a correct and named P.E. kit is in school each week.

Swimming slots

Swimming will continue to be on a Wednesday morning. Please ensure children have a correct kit with them each week.

Year 4 : 9.30 - 10am
Year 5 : 10 - 10.30am



Reading

The children are enjoying using our new planners and it's been great to see so many reading at home. Thank you for your continued support in promoting Reading at St Mary's.

Water Bottles / Snack

Please ensure your child has a named and refillable water bottle in school each day. Snack can be eaten during 1st play.



Hats/Gloves/Scarves

As it's getting cooler, please ensure your child has a named warm coat in school every day. If your children are wearing a hat, scarves or gloves, please make sure they are all individually named.

Key Dates

Parents Evening - w/b 6th November
Morning Concert - Friday 8th Dec 10am
Afternoon Concert - Friday 8th Dec 2pm
Art Exhibition - w/b 18th Dec (PM)



New Children

This half term we are welcoming Rudra and Harshita into Year 4 and 5.



Silent Night

Our Christmas show this year will be Silent Night. Auditions will be held this week.

Our Project in Year 4/5 - How can we make our mark?

Our new concepts:

Power

Freedom

Pride

Continuous Lines

Abstract Shapes

Sculptures

We took a long walk up to Douglas head looking at all of the famous Marx statues along the way. Back at school we analysed the statues based on different shapes used.



the statues based on different shapes used.

Organic Shapes

Geometric Shapes

Curved Lines

Alexander Calder

An American Sculptor known for creating sculptures using metal wires and pieces of brightly coloured metal. These are called mobiles.





Alberto Giacometti

A Swiss artist who is known for creating three dimensional art using carving, modelling and constructing.



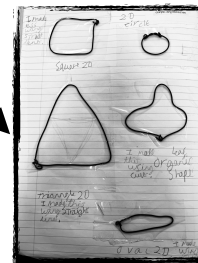
Henry Moore

A British artist known for his sculptures, most of which were made from bronze.



Drawing Shapes.

Modelling Shapes with electrical wire.



Using metal wire to create self portraits with a focus on shape and line.

Next Steps...

On the run up to Christmas, we'll be thinking back on our previous learning of shape and line to explore the work of the artists below.

We'll be working up to our final piece which will be a sculpture showing how we'd each like to make our mark.

We'll be showcasing our work to you during the last week of term (more details to follow).